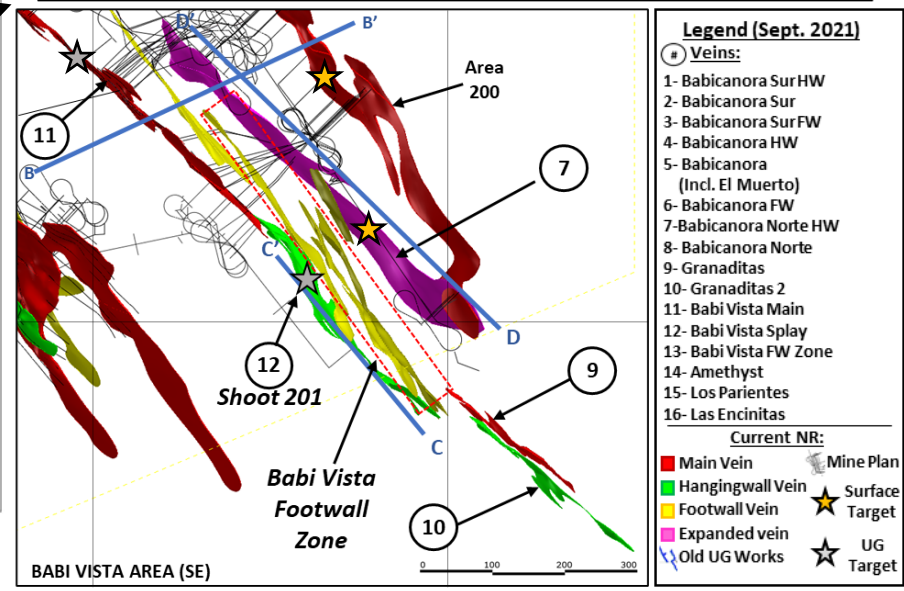
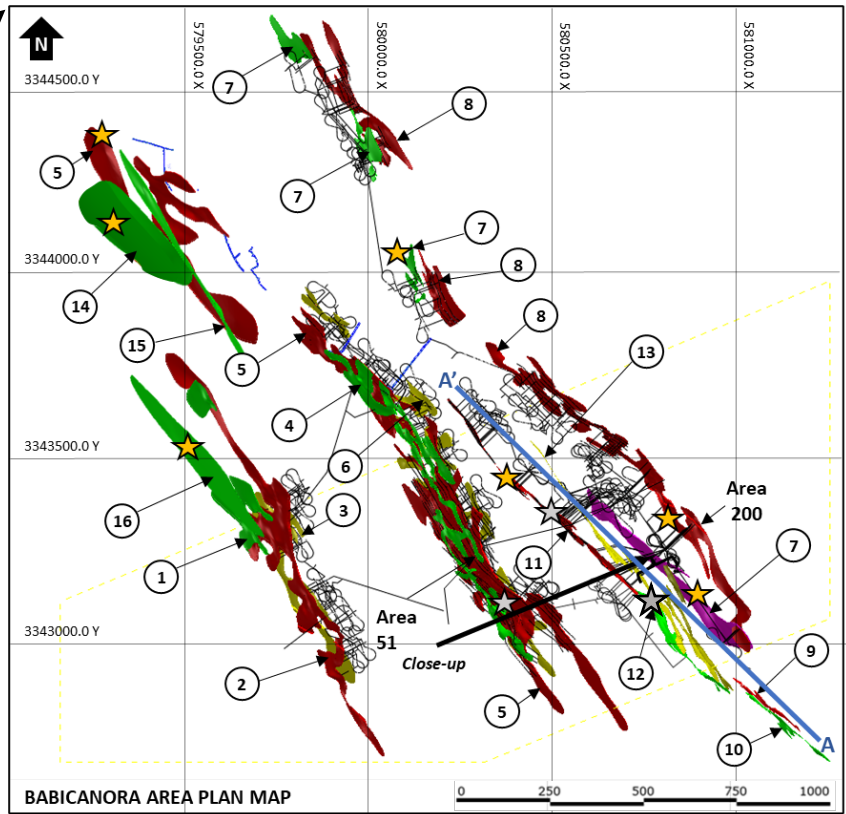
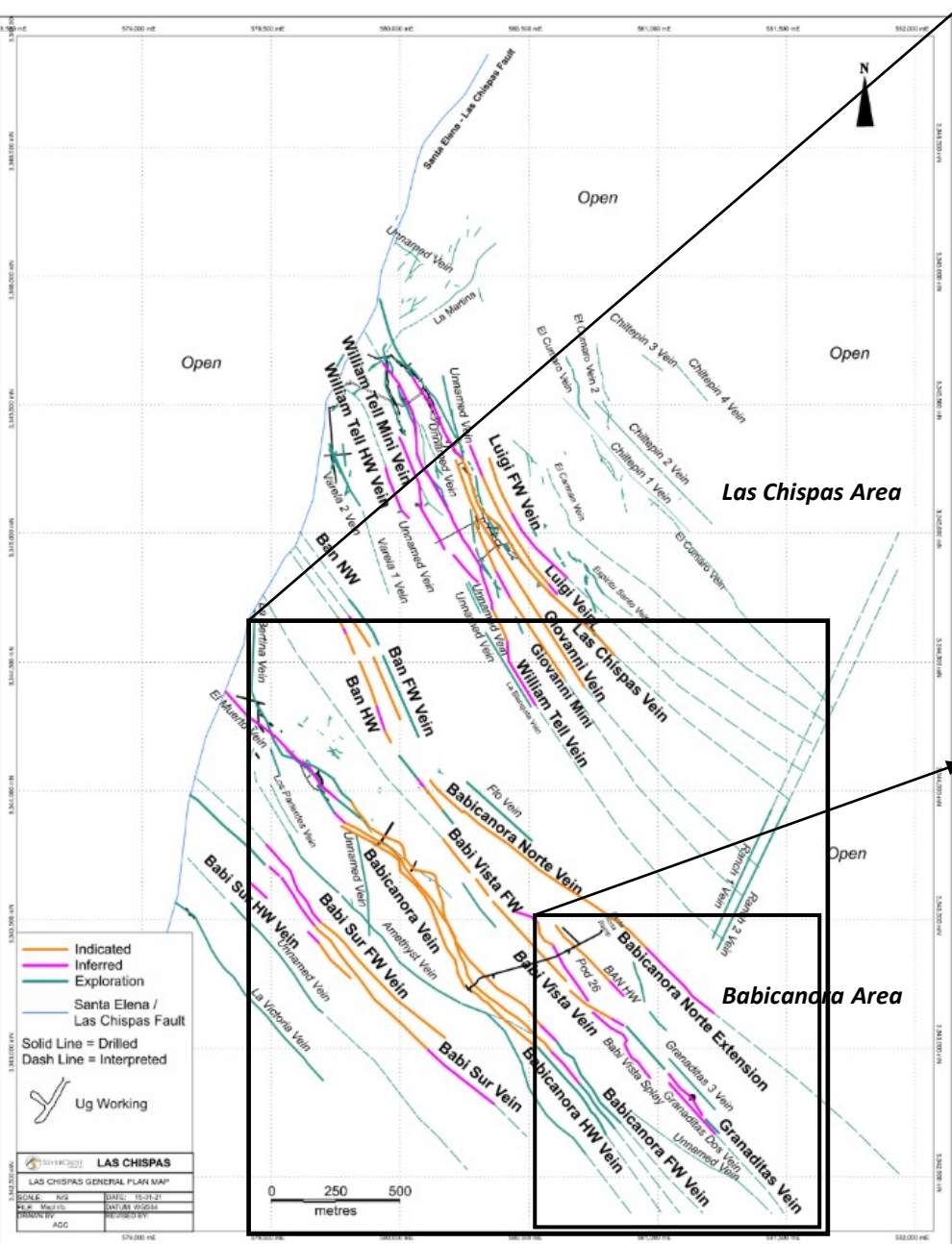
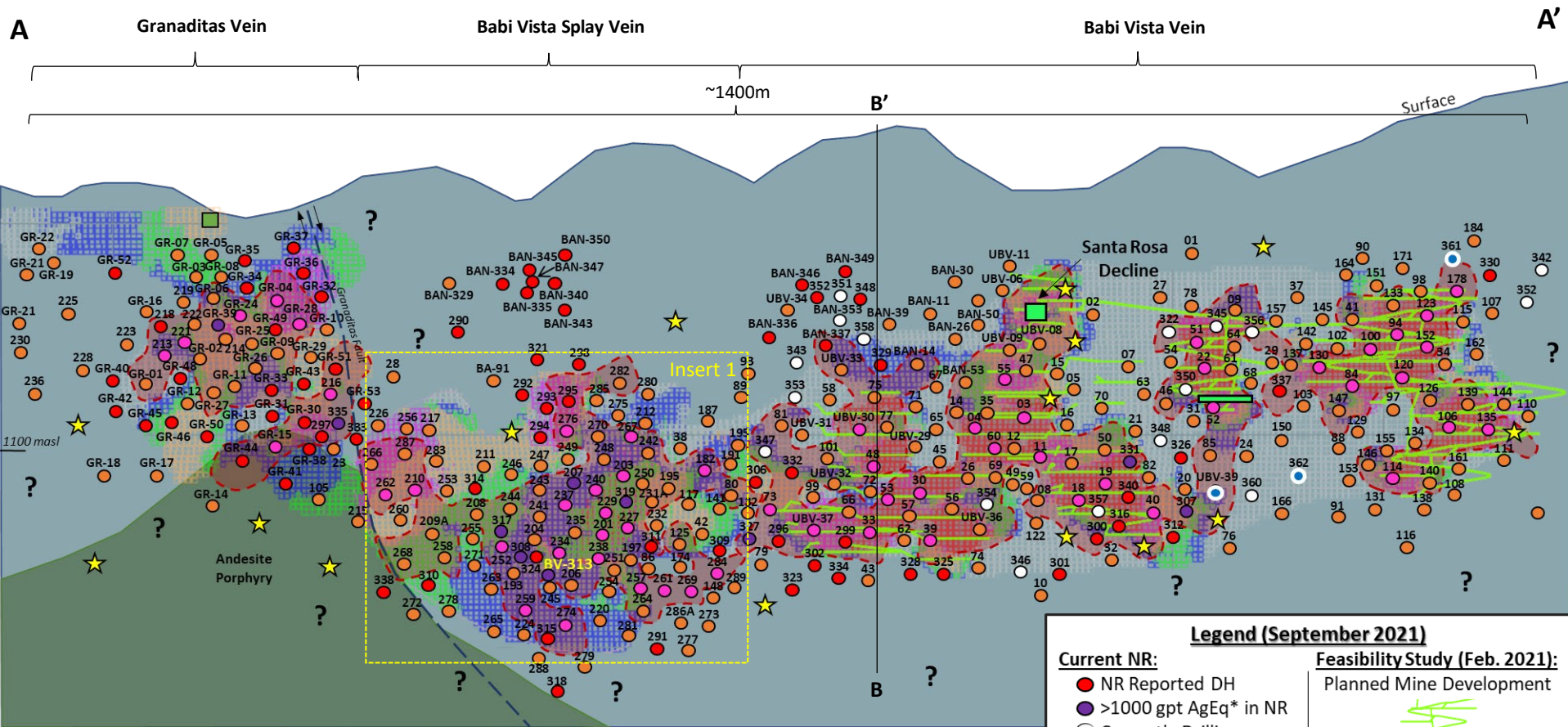


# LAS CHISPAS DISTRICT PLAN MAP



- Legend (Sept. 2021)**
- Veins:**
- 1- Babicanora Sur HW
  - 2- Babicanora Sur
  - 3- Babicanora Sur FW
  - 4- Babicanora HW
  - 5- Babicanora (Incl. El Muerto)
  - 6- Babicanora FW
  - 7- Babicanora Norte HW
  - 8- Babicanora Norte
  - 9- Granaditas
  - 10- Granaditas 2
  - 11- Babi Vista Main
  - 12- Babi Vista Splay
  - 13- Babi Vista FW Zone
  - 14- Amethyst
  - 15- Los Parientes
  - 16- Las Encinitas
- Current NR:**
- Main Vein
  - Hangingwall Vein
  - Footwall Vein
  - Expanded vein
  - Old UG Works
  - Mine Plan
  - Surface Target
  - UG Target

# Long Section (Inclined) of Babi Vista, Splay & Granaditas Veins (Looking Southwest)



**Legend (September 2021)**

**Current NR:**

- NR Reported DH
- >1000 gpt AgEq\* in NR
- Currently Drilling
- ★ Proposed DH
- Assays Pending
- Current HG Footprint

**Previously Released:**

- Completed DH Pierce pt.
- >1000 gpt AgEq\*
- Underground Workings

**Feasibility Study (Feb. 2021):**

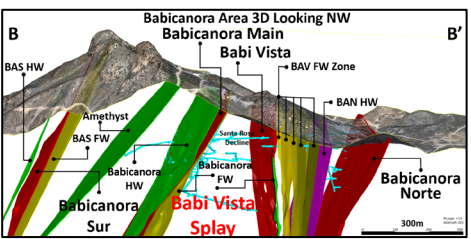
Planned Mine Development

Resource Block Model

AGEQ\*G/T

<150
150-300
300-500
500-1000
1000-2000
>2000

*(Inferred Mineral Resource Estimate for the Splay is based on drilling up to and including hole BV20-217)*

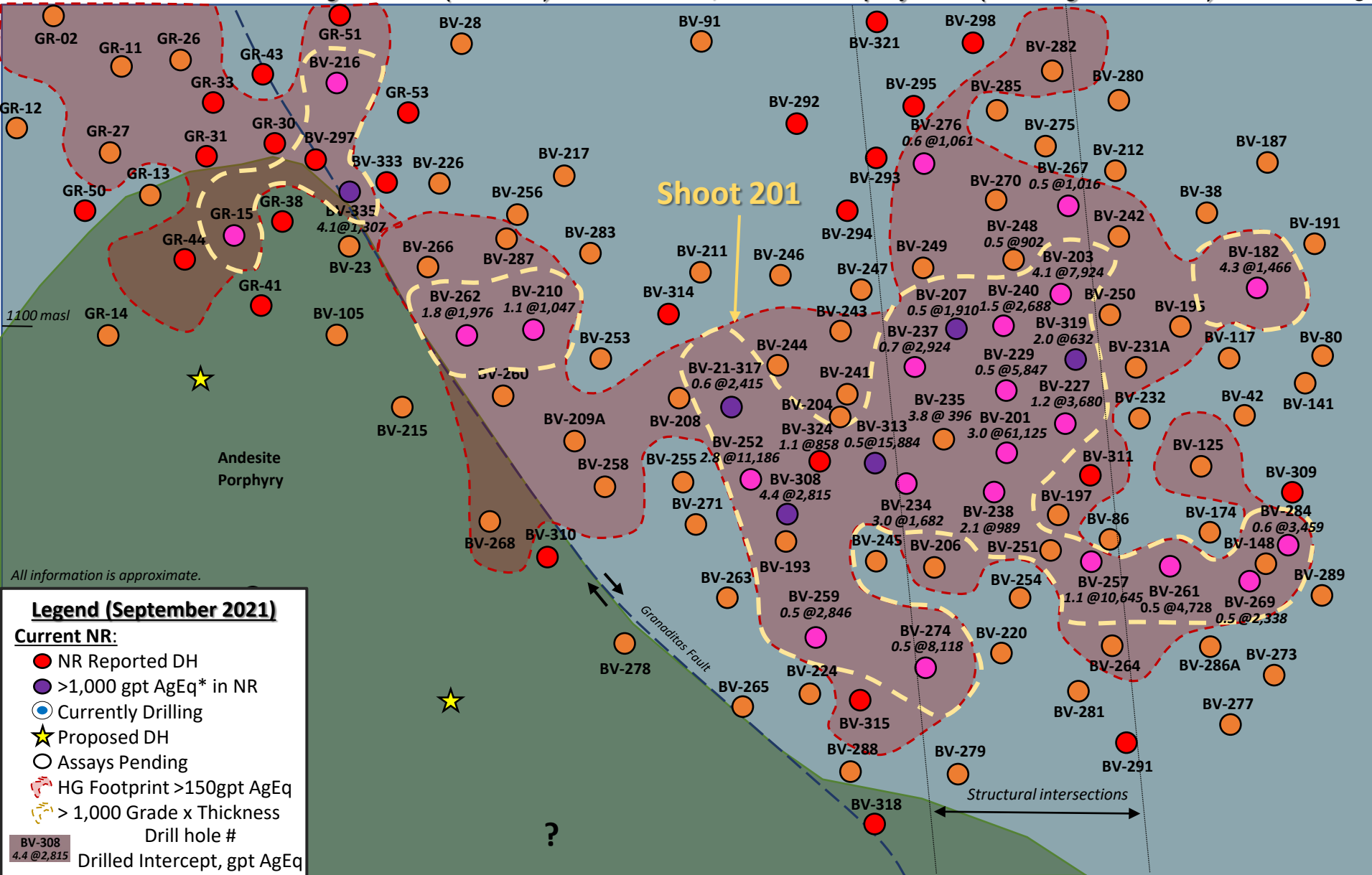


**BV21-313: 0.52m @ 162 gpt Au and 11,797 gpt Ag, or 25,874.80 gpt AgEq\***

0m 150m 300m

\*AgEq is based on gold to silver ratio of 86.9:1 calculated using US\$1,410/oz Au and US\$16.60/oz Ag, with average metallurgical recoveries of 96% Au and 94% Ag.  
Note: NR = this news release

# Insert 1: Long Section (Inclined) of Shoot 201, Babi Vista Splay Vein (Looking Southwest)



All information is approximate.

**Legend (September 2021)**

**Current NR:**

- NR Reported DH
- >1,000 gpt AgEq\* in NR
- Currently Drilling
- ★ Proposed DH
- Assays Pending
- HG Footprint >150gpt AgEq
- > 1,000 Grade x Thickness

Drill hole #

Drilled Intercept, gpt AgEq

**Previously Released:**

- Completed DH Pierce pt.
- >1,000 gpt AgEq\*

\*AgEq is based on gold to silver ratio of 86.9:1 calculated using US\$1,410/oz Au and US\$16.60/oz Ag, with average metallurgical recoveries of 96% Au and 94% Ag.  
 Note: NR = this news release

100m



# Long Section (Inclined) of Babicanora Hangingwall (BAN HW) Vein (Looking Southwest)

D

D'

